



9450 CRT-Based Industrial PCs

The 9450 CRT-Based Industrial PCs with NEMA 4/4X/12 sealed front panels combine power and versatility in a package that makes sense for the factory

floor and other harsh environments. A Windows®-compatible resistive membrane touchscreen, which lets you select on-screen objects by pressing directly on the touchscreen, can be factory installed. The modular slide-out computer design makes the 9450 easy to maintain. A simple disconnect setup allows quick access to all system components for installation and maintenance. With its powerful features and rugged packaging, the 9450 brings a unique combination of reliability, maintainability, and performance to the factory floor.

FEATURES

- Preloaded with MS-DOS®, Windows® 95, Windows® 98, Windows NT®, or Windows® 2000
- Built-in high-resolution 14-inch SVGA color monitor
- Intel® Celeron® 433 MHz processors
- On Board PCI 10/100 BaseT Ethernet
- Up to 256 MB of DRAM
- Integrated AGP video controller with 4 MB video RAM
- Optional touchscreen
- Slide-out PC equipment module with 5 available ISA backplane (2 full-length, 2 3/4 length, 1 half-length) slots
- 10 GB hard drive
- Front panel access 1.44 MB floppy drive
- NEMA 4/4X/12 sealed front panel
- 19-inch EIA rack or panel mounting
- Impact resistant CRT shield
- Programmable keypad keycodes
- Relegendable keypads with 20 function keys and 32 data entry keys
- Front panel status LEDs and diagnostics

Touchscreen

A Windows®-compatible resistive membrane touchscreen can be factory installed (not available with Windows® 2000). This industrial touchscreen lets you select on-screen objects by pressing directly on the touchscreen .

Industrial Mouse

An optional Windows® 95 and Windows NT®-compatible sealed industrial mouse is available installed in the front floppy door.

Windows® 95, Windows® 98, Windows NT® or Windows® 2000

All 9450 systems may be ordered with Windows 95, Windows 98, Windows NT, or Windows 2000. Unless otherwise specified, all 9450s are shipped preloaded with MS-DOS.

Ethernet

With the 9450's on-board Ethernet, the system can easily be connected to networks without having to use an expansion slot. With 100 BaseT high speed connections are possible without added cost.

HARDWARE DESCRIPTION

The 9450 system features a 7-slot passive PC/AT backplane with 5 available expansion slots, a 14" SVGA monitor, and hard and floppy disk facilities, as well as data entry and function keypads—all integrated into a single rugged enclosure.

The front panel is sealed to NEMA 4/4X/12 standards, and the CRT is protected by an impact-resistant Lexan shield. The open-architecture design accepts any IBM PC, XT, or AT-compatible cards.


The 9450 is available with Intel Celeron processor technology.

The modularity of this system makes it easy to maintain and reconfigure.

This design allows quick access to the processor cards and disk drives. The passive backplane structure makes it simple for you to plug in or remove processor cards, so you can easily install new components to keep up with new processor, memory, and I/O technology.

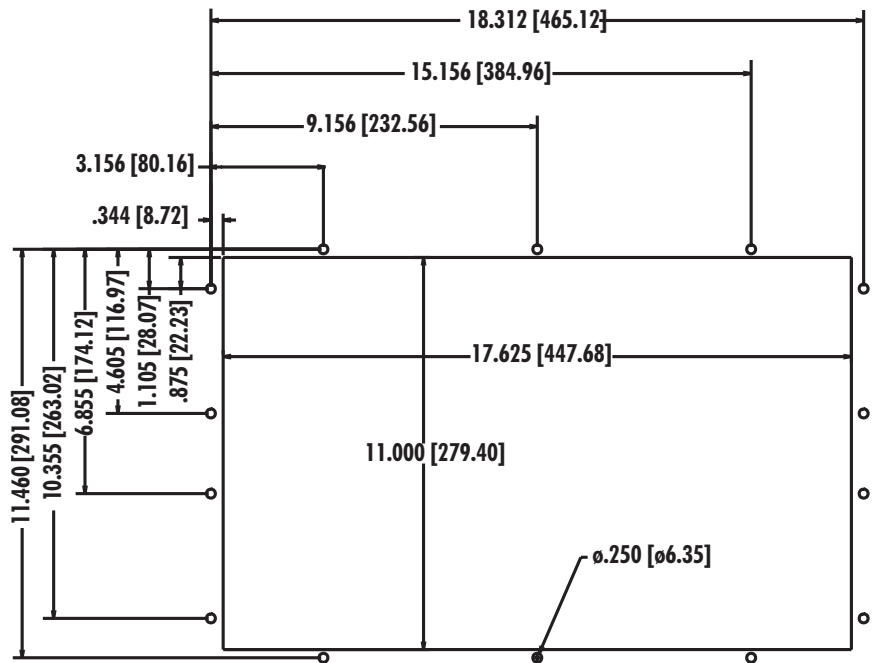
The built-in Programmable Keyboard Interface Module (PKIM) coordinates activity from the keypads and keyboards. It can also be used to reconfigure front panel keypad keycodes.

The on-board PCI 10/100 BaseT Ethernet Port allows easy connection to networks.



PRODUCT AND MOUNTING DIMENSIONS

9450 Mounting



Unit Dimensions

Height	12.2" (310 mm)
Width	19" (483 mm)
Depth	16.5" (419 mm)
Weight	58 lbs (26.3 kg)

PRODUCT SPECIFICATIONS AND RATINGS

Environmental

	Operating	Nonoperating
Thermal	0C to 50C	-40C to 60C
Humidity	20% to 80% RH, noncondensing	20% to 80% RH, noncondensing
Shock^a	15g peak acceleration, 11 msec duration	20g peak acceleration, 11 msec duration
Vibration 5-2000^a	.006" peak to peak displacement 1.0g maximum acceleration	.015" peak to peak displacement 2.5g maximum acceleration
Altitude	Sea level to 10,000 ft.	Sea level to 40,000 ft.

^aThese values are with solid state hard drives and not rotating media drives

Electrical

Power supply	200 Watt power (150 W derated)
AC power^b	115/230 VAC, 3.3A, 50-60 Hz
Available power^c	+5V@15.0A +12V@4.75A -5V@0.45A -12V@0.49A

^b3.3A maximum

^cTotal not to exceed 121 watts

Front Panel

- NEMA 4/4X/12

Passive Backplane

- 5 slots available (2 full, 2 3/4 length, 1 half length)

CRT

- 14" color SVGA
- 640 x 480
- 800 x 600 (recommended)
- .28 mm dot pitch

Regulatory Compliance

CE

- EN55022, Class A
- EN50082-2
- EN60950

FCC

- 47 CFR, Part 15, Class A

Safety Agency Approvals

UL

- UL 508

CUL

- C22.2, # 142

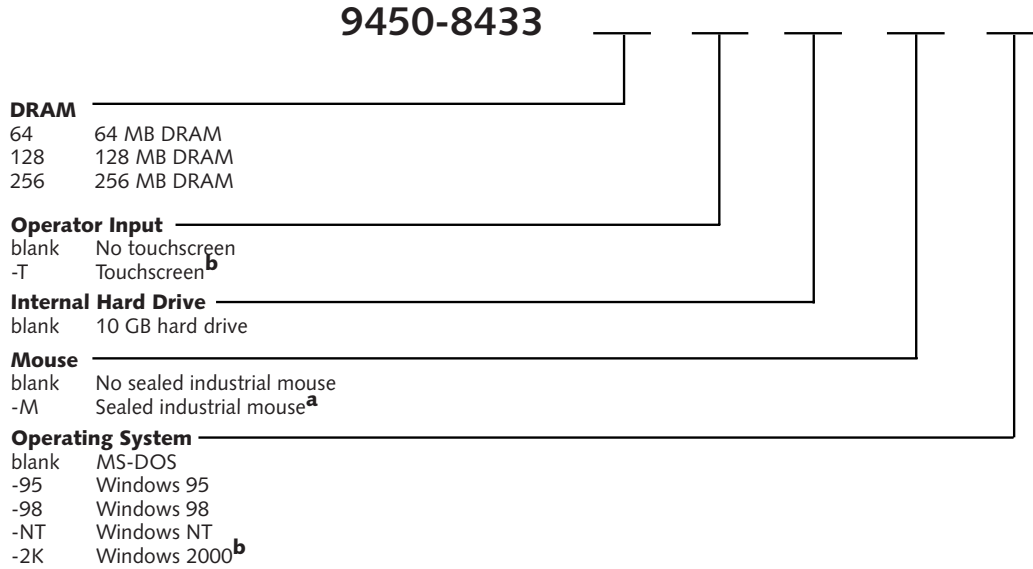
ORDERING INFORMATION

To create an order number, follow the conventions defined by the example order numbers and product configurations. The 9450 carries a one-year warranty on parts and labor. Extended warranties are available.

Example Order Number

Order Number	Description
9450-8433128-T-NT	9450 industrial PC with 433 MHZ Celeron processor, 128 MB of DRAM, a touchscreen, 10 GB hard drive, preloaded with Windows NT operating system

9450 Product Configurations



^aNo agency approvals when mouse is ordered on touchscreen units. Must order product modification.

^bWindows 2000 not available with touchscreen.

Xycom Automation, Inc.
734-429-4971 • Fax: 734-429-1010
<http://www.xycom.com>

Canada Sales: 905-607-3400
Northern Europe Sales: +44-1604-790-767
Southern Europe Sales: +39-011-770-53-11

