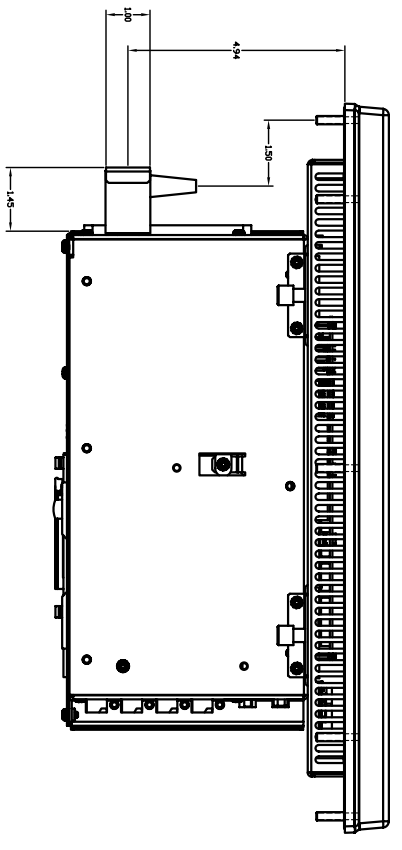

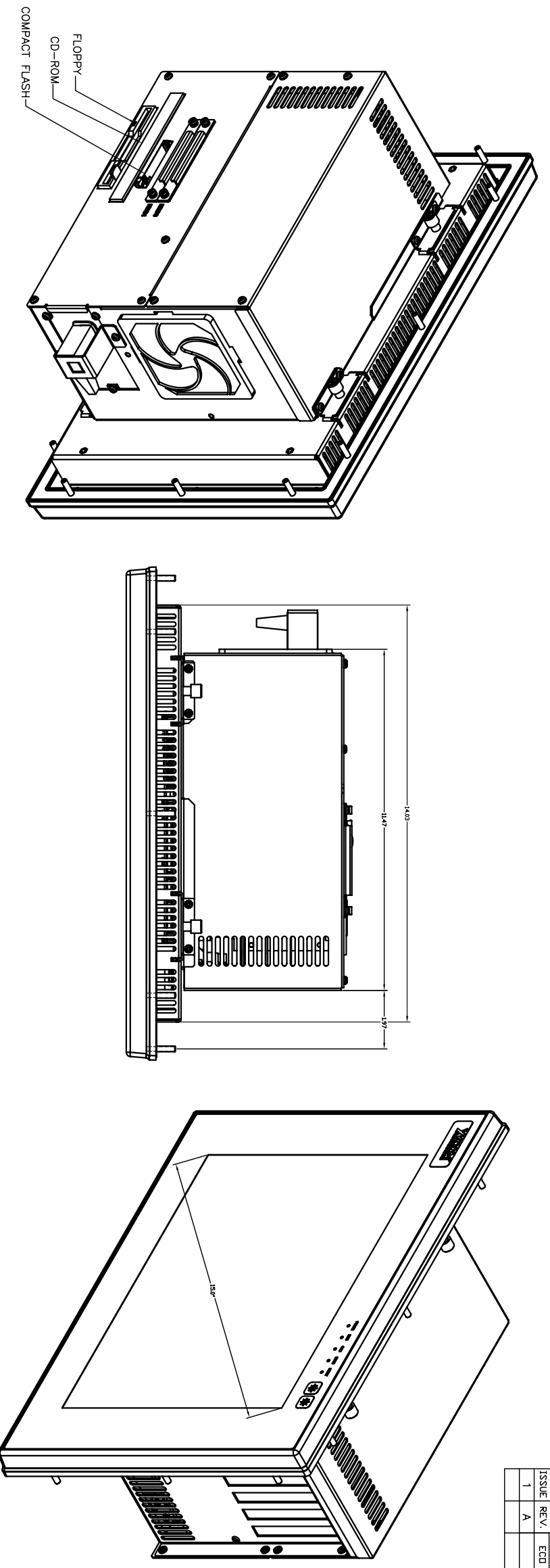


REVISION BLOCK			DR.	DATE	CR.	DATE	
DWG.	PART	ISSUE	ECO	NO.	NO.	NO.	
DESCRIPTION		E.I.R.		DATE		DATE	
1	A						



FOR REFERENCE ONLY

INTERNAL USE ONLY	SPEC.	SCH.	FIRST USED IN MODEL	ASSOCIATED DRAWINGS	TITLE	SCALE	DWG. NO.
					GENERAL LAYOUT	FULL	144632

TOLERANCES UNLESS OTHERWISE SPECIFIED
 DIMENSIONS IN MILLIMETERS
 DECIMALS: 0.125, 0.25, 0.5, 1.0, 1.5, 2.0, 3.0, 4.0, 5.0, 6.0, 8.0, 10.0
 FRACTIONS: 1/16, 1/8, 3/16, 1/4, 5/16, 3/8, 7/16, 1/2, 5/8, 3/4, 7/8, 1.0

REVISIONS
 NO. DATE BY DESCRIPTION

SIGNATURES
 DRAWN: EROTTMAN
 CHECKED: EROTTMAN
 DESIGNED: EROTTMAN
 DATE: 02/04
 TITLE: GENERAL LAYOUT
 SCALE: FULL
 DWG. NO.: 144632

